

# Creating an HIE User ID and Password

## Step 1

You will receive an email from [noreply\\_provisioning@optum.com](mailto:noreply_provisioning@optum.com) to register for HealthHIE Nevada's health information exchange. Select **"Click here to get started"** to continue.

---

Greetings Hereto [Helpyou,](#)

<A support person's name> has invited you to access HealthHIE Nevada.

[Click here to Get Started...](#)

If you need help logging in or creating an account, please contact [HIESupport@comagine.org](mailto:HIESupport@comagine.org) or via phone at (855) 484-3443, and select Option 1 from the menu. The HealthHIE Nevada Web Access address is <http://healthienvada.org/>

Sincerely,  
The HealthHIE Nevada Team

**Please Contact [HIESupport@comagine.org](mailto:HIESupport@comagine.org) with any other questions regarding your access.  
Upon sign in, access your new resource at: <https://provider.linkhealth.com/#/>**

PLEASE DO NOT REPLY TO THIS MESSAGE|

All replies are automatically deleted. For questions regarding this message, refer to the contact information.

This email and any files transmitted with it are confidential and intended solely for the use of the individual or entity to whom they are addressed. If you have received this email in error please notify the Administrator listed in the email and arrange for the return or destruction of these documents. If you are not the intended recipient you are notified that disclosing, copying, distributing or taking any action in reliance on the contents of this information is strictly prohibited.

Your first and last name, along with your email address, will be prepopulated for you. Verify that the information is correct, then create login credentials (see below).

**\*NOTE:** If you use an Optum ID to access other Optum products, such as UnitedHealthcare, select **"Already have an Optum ID? Sign in now."** You will log on using the same Optum ID and password. After signing in, complete the registration process.




## Step 2

Fill out the form to create an Optum ID and password and provide the appropriate answers to the security questions. Click **"I Agree."**

# Create an Optum ID

An Optum ID securely manages your account so that you can use one Optum ID and password to sign in to all integrated applications.

 [Already have an Optum ID? Sign in now](#)

## Profile Information

First name

Last name

## Sign In Information

Your email address

Create Optum ID

Your Optum ID must have:

6 to 50 characters

At least one letter

No spaces

No letters with accents

None of these symbols % + " & [ \ ] ^ ' { | } < > # , / ; ( ) : \* = ~

Create password

Your password must have:

Between 8 and 100 characters

... ..



### Step 3

Check your email for a second email from [noreply\\_healthid@optum.com](mailto:noreply_healthid@optum.com) requesting email verification. Select **“Activate my Optum ID.”**

## Next Step: Verify Your Email Address

1. **Check your email inbox** (ht\*\*t4@healthinsight.org) for a message from Optum ID (noreply\_healthid@optum.com).
2. **Click on the activation link** in the email or [enter the 10-digit activation code](#).

---

Still waiting for your activation code? [Resend email](#) or [update email address](#)

If you don't see it, check your junk or spam folders. You may need to resend the message or add our address to your approved senders.

If you'd like assistance, contact support at [1\(855\)819-5909](tel:18558195909) or [OptumSupport@optum.com](mailto:OptumSupport@optum.com).

Activate my Optum ID

### Step 4

You will receive the message below. Click **“Continue.”**

## Email Address Verified



Your Optum ID is ready to use. Click on the Continue button below to finish.

Continue

If you'd like assistance, contact support at [1\(855\)819-5909](tel:18558195909) or [OptumSupport@optum.com](mailto:OptumSupport@optum.com).



## Step 5

Read the acknowledgement and click **“I Agree.”**

### Share My Optum ID

Using your Optum ID to sign in to a provider dashboard means that a provider dashboard uses your Optum ID account information to verify your access. We share this information with a provider dashboard :

- Optum ID
- Name
- Email address

By clicking I Agree,

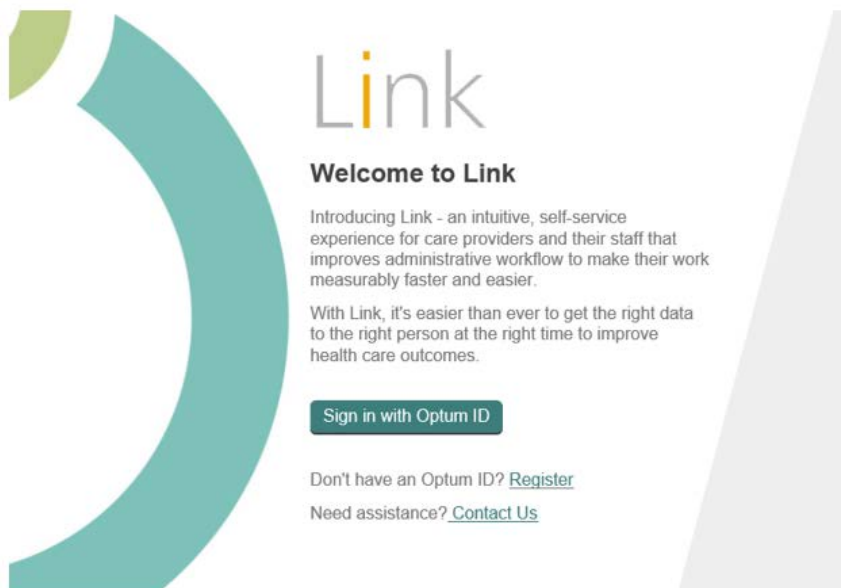
- You give Optum ID permission to share your account information with a provider dashboard;
- You acknowledge that your account information is being provided to a provider dashboard and it is subject to the a provider dashboard privacy policy; and
- You acknowledge that the a provider dashboard privacy policy may be different from the Optum ID privacy policy.

[Decline](#)

**Congratulations!** You have just completed the registration process for HealthIE Nevada.

## Step 6

You will be directed to the Link log-in page. Select **“Sign in with Optum ID.”**





## Step 7

Enter your Optum ID and password and click “**Sign In.**”

### Sign In With Your Optum ID

Optum ID or email address

Password



Sign In

[Forgot Optum ID](#) | [Forgot Password](#)

Additional options:

[Manage your Optum ID](#)

[What is an Optum ID?](#)

## Step 8

You will be prompted with the security questions you submitted answers for earlier. Answer the questions, then place a check mark in the box designating your device as private. Click “**Next.**”

### Unrecognized Device

It looks like you are signing in from a new device. Please answer the security question to verify your identity. You can bypass this step in the future by checking the box.

What was your first phone number?

Answer is not case sensitive.

Skip this step when signing in because this device is personal or private.

Next

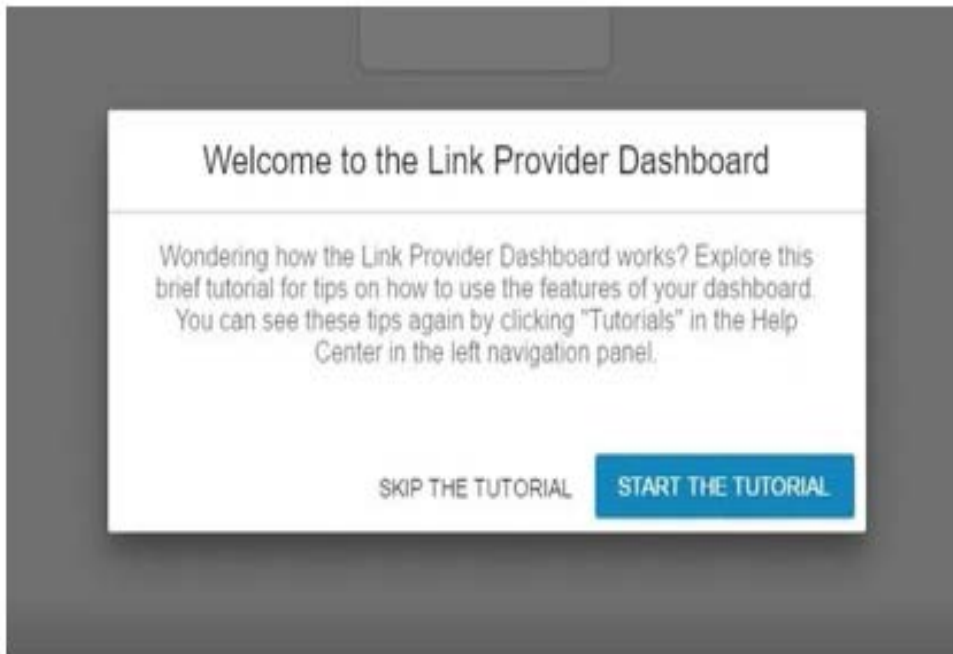
Cancel

If you'd like assistance, contact support at 1-855-819-5909 or [optumsupport@optum.com](mailto:optumsupport@optum.com).



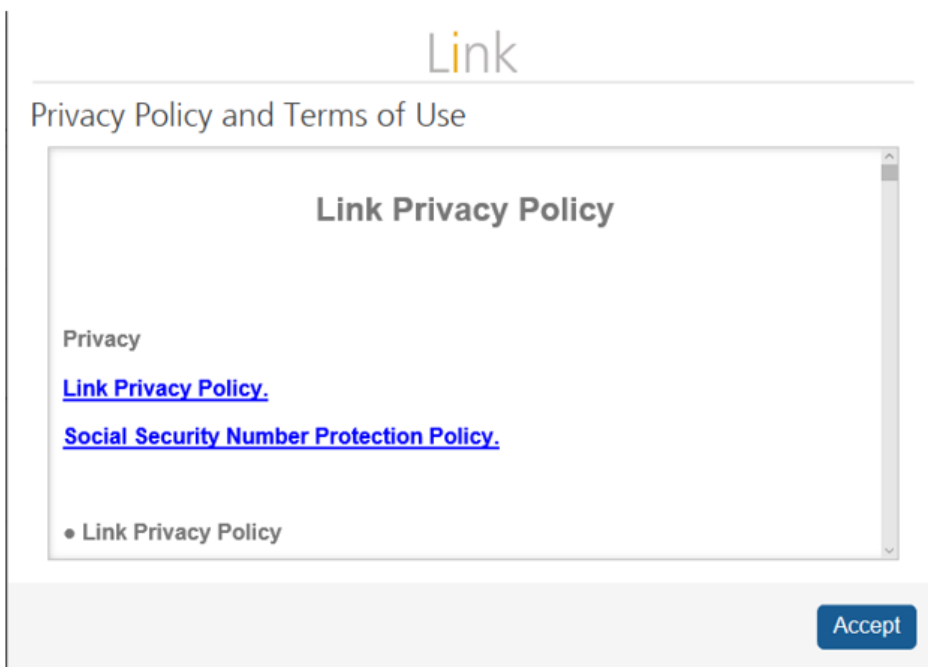
## Step 9

Decide whether to start or skip the tutorial.



## Step 10

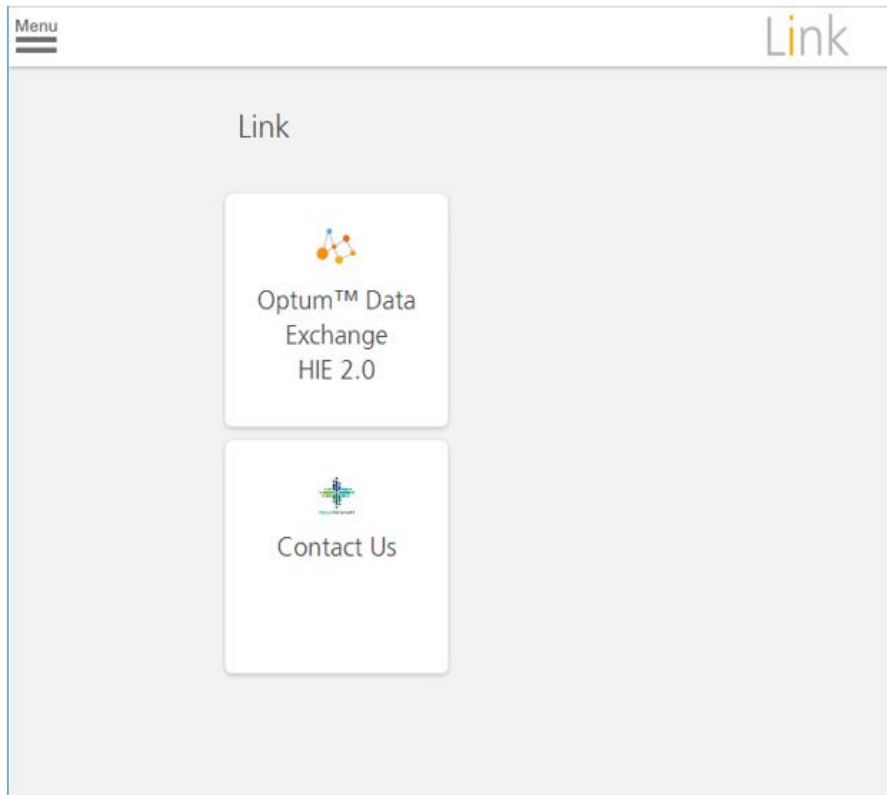
Click "**Accept**" to agree to the Privacy Policy and Terms of Use.





## Step 11

Click the “**Optum™ Data Exchange HIE 2.0**” tile to access the health information exchange.



**Congratulations!** You are now ready to search for patients in your care.

If you need help logging in or creating an account, please email [HIESupport@comagine.org](mailto:HIESupport@comagine.org) or call (855) 484-3443 and select “**Option 1**” from the menu. The HealthIE Nevada Web Access address is [healthienvada.org](http://healthienvada.org).